

Frequently Asked Questions



What Can be Burned?



No matter what type of fire you're planning, it is legal to burn only natural vegetation, firewood or charcoal. It is against the law to burn anything else – even paper (you may use a small amount to help start a fire).

Can Burn Barrels Be Used?

NO!

No, Washington banned the use of burn barrels in 2000. Burning garbage has been illegal since 1967. WAC 173-425 bans the use of burn barrels and prohibits the burning of all materials except firewood and natural vegetation grown on the property. This regulation also prohibits burning during periods of impaired air quality and prohibits outdoor burning from becoming a nuisance to surrounding neighbors.

Can Construction and Demolition Debris Be Burned?

NO!

NO! It is illegal to burn any material resulting from a construction,

renovation or demolition project.

When is Burning Allowed?



Burning is allowed only during daylight hours, unless otherwise permitted. Check with ORCAA or your local fire department for local ordinances. Recreational fires are excluded from this restriction. Burn only when winds are light and do not exceed 10 mph. No burning is allowed during a burn ban. Burn bans may be called because of impaired air quality or because of heightened fire danger. Contact ORCAA, www.ORCAA.org, for burn ban information.

When is Burning Considered a Nuisance?

Smoke, odor or ash that unreasonably impacts neighboring properties is illegal. Contact ORCAA, 1-800-422-5623 or visit www.ORCAA.org to report a smoke-related complaint.



burn outdoors?

FOLLOW THE RULES | CALL 800.422.5623

Outdoor Burning Rules for Clallam, Grays Harbor, Jefferson, Mason, Pacific & Thurston Counties

Burning responsibly is the best way to prevent unwanted wildfires and the wasting of thousands of dollars in suppression costs. Escaped debris burns are the number one cause of wildfires in the State of Washington. This booklet contains the information you need to ensure you burn safely and legally.

Step 1: Determine where you will be burning.

Step 2: Determine what type of burning you will be doing.

NO-BURN ZONE

SEE PAGE BELOW IF YOU ARE UNSURE.

If you are located in a no-burn zone, no burning is allowed. That was easy! Aren't you glad you checked the rules? (Note: Fines could go as high as \$14,915 per day!)

UNIMPROVED LAND

SEE PAGE 3 IF YOU ARE UNSURE

If you will be burning on unimproved land (silvicultural burning, or burning for forestry purposes) your fire will fall under the jurisdiction of the Washington Department of Natural Resources.

YOU MAY NOT NEED A PERMIT

Turn to Page 3 to find out.

IMPROVED LAND

SEE PAGE 3 IF YOU ARE UNSURE.

If you are on improved land (such as yards, pastures, development projects, etc.) you will need to determine if your burning is recreational, residential or land clearing.

YOU MAY NEED A PERMIT.

See Step 2

RECREATIONAL

SEE PAGE 6 IF YOU ARE UNSURE.

You probably don't need a permit. Contact ORCAA or your local fire department. Recreational fires 4 feet in diameter or smaller do not need a permit. For larger piles, see residential requirements (page 4).

RESIDENTIAL

SEE PAGE 4 IF YOU ARE UNSURE

Permit requirements vary. Contact ORCAA or your local fire department. Residential fires refer to the burning of small amounts of yard waste accumulated on residential lots only.

LAND CLEARING

SEE PAGE 5 IF YOU ARE UNSURE.

A permit is most likely needed. Land clearing burning refers to the burning of natural vegetation cleared from commercial properties for development purposes as well as larger-scale residential land clearing.

Recreation Burning

▲ **County Requirements**

▼ **General Advice**

Recreational fires 4 feet in diameter or smaller do not need a permit. For larger piles, see residential requirements (page 4).

Always obtain the landowner's permission before lighting any fire.

No burning is allowed on state land except in designated campgrounds.



Burning of any material, except firewood and natural vegetation grown on the property, is prohibited.

Clean, no-dirt fire. Dry fuel burns hot, clean and quick. Avoid burning wet woody debris. A clean fire creates less smoke.

There should always be at least one person age 16 or older who is capable of putting out the fire.

Completely extinguish the fire. Drown the fire with water. Make sure all embers, coals, and sticks are wet. Move rocks—there may be burning embers underneath. Keep a charged garden hose or 2 five-gallon buckets of water and a shovel or rake on hand at all times.

Keep the campfire small. A good bed of coals or a small fire surrounded by rocks gives plenty of heat.

Never leave a campfire unattended. Even a small breeze can quickly cause the fire to spread.

Clear a firebreak around your campfire that is free of flammable material. The rule of thumb is 1.5 times the height of the campfire.

4.5 FEET OR MORE

4 FEET FIRE WIDTH

25 FEET

The fire should be 25 feet away from any building or standing timber.

Always Call Before You Burn

ORCAA: 1-800-422-5623 • DNR: 1-800-323-BURN

CLALLAM	GRAYS HARBOR	JEFFERSON	MASON	PACIFIC	THURSTON
ORCAA 1-800-422-5623	ORCAA 1-800-422-5623	ORCAA 1-800-422-5623	ORCAA 1-800-422-5623	ORCAA 1-800-422-5623	ORCAA 1-800-422-5623
<ul style="list-style-type: none"> ➤ No permit is required if fire is built with charcoal or firewood, and if the pile is less than 4x4x3 feet. ➤ Landowner permission is required. ➤ No burning is allowed on state lands except in designated campgrounds. ➤ Fires in excess of 4x4x3 feet may require a residential burn permit (see page 4). 	<ul style="list-style-type: none"> ➤ No permit is required if fire is built with charcoal or firewood, and if the pile is less than 4x4x3 feet. ➤ Landowner permission is required. ➤ No burning is allowed on state lands except in designated campgrounds. ➤ Fires in excess of 4x4x3 feet may require a residential burn permit (see page 4). 	<ul style="list-style-type: none"> ➤ No permit is required if fire is built with charcoal or firewood, and if the pile is less than 4x4x3 feet. ➤ Landowner permission is required. ➤ No burning is allowed on state lands except in designated campgrounds. ➤ Fires in excess of 4x4x3 feet may require a residential burn permit (see page 4). 	<ul style="list-style-type: none"> ➤ No permit is required if fire is built with charcoal or firewood, and if the pile is less than 4x4x3 feet. ➤ Landowner permission is required. ➤ No burning is allowed on state lands except in designated campgrounds. ➤ Fires in excess of 4x4x3 feet may require a residential burn permit (see page 4). 	<ul style="list-style-type: none"> ➤ No permit is required if fire is built with charcoal or firewood, and if the pile is less than 4x4x3 feet. ➤ Landowner permission is required. ➤ No burning is allowed on state lands except in designated campgrounds. ➤ Fires in excess of 4x4x3 feet may require a residential burn permit (see page 4). 	<ul style="list-style-type: none"> ➤ No permit is required if fire is built with charcoal or firewood, and if the pile is less than 4x4x3 feet EXCEPT in Olympia, Tumwater and Lacey where ORCAA permits are required. ➤ Landowner permission is required. ➤ No burning is allowed on state lands except in designated campgrounds ➤ Fires in excess of 4x4x3 feet may require a residential burn permit (see page 4).

No Burn Areas

▼ Permanent and seasonal* burn bans by county

*Note: County Fire Marshals may implement burn bans at any time for fire safety reasons.

CLALLAM	GRAYS HARBOR	JEFFERSON	MASON	PACIFIC	THURSTON
ORCAA 1-800-422-5623	ORCAA 1-800-422-5623	ORCAA 1-800-422-5623	ORCAA 1-800-422-5623	ORCAA 1-800-422-5623	ORCAA 1-800-422-5623
<ul style="list-style-type: none"> ➤ No burning is allowed within the city limits and established Urban Growth Area boundaries* of: <ul style="list-style-type: none"> • Carlsborg • Clallam Bay • Forks • Joyce • Port Angeles • Sequim • Sekiu 	<ul style="list-style-type: none"> ➤ No burning is allowed within the city limits of: <ul style="list-style-type: none"> • Aberdeen • Cosmopolis • Hoquiam 	<ul style="list-style-type: none"> ➤ No burning is allowed within the city limits and established Urban Growth Area boundaries* of: <ul style="list-style-type: none"> • Port Townsend 	<ul style="list-style-type: none"> ➤ No burning is allowed within the city limits and established Urban Growth Area boundaries* of: <ul style="list-style-type: none"> • Allyn • Belfair • Shelton 	<ul style="list-style-type: none"> ➤ No burning is allowed within the city limits and established Urban Growth Area boundaries* of: <ul style="list-style-type: none"> • Ilwaco • Long Beach • Seaview • South Bend • Raymond 	<ul style="list-style-type: none"> ➤ No burning is allowed within the city limits and established Urban Growth Area boundaries* of: <ul style="list-style-type: none"> • Bucoda • Grand Mound • Lacey • Olympia • Rainier • Tenino • Tumwater • Yelm ➤ All outdoor burning is banned county-wide July 15-October 15 each year.

* If you are unsure of the Urban Growth Area (UGA) boundaries and whether or not you are inside those boundary, contact ORCAA, your local county planning department or your county fire marshall.

Regulations for Silvicultural (Forest Management) Burning and Burning on Unimproved Property*

Jurisdiction of the Washington State Department of Natural Resources

No permit is required if the burn meets ALL of the following criteria:

- At least one person age 16 or older who is capable of putting out the fire and has a method of calling 9-1-1 must be in attendance at all times;
- Only one pile is burning at a time;
- Winds are calm or light and do not exceed 7 to 10 mph;
- A fire break is clear and is free of flammable material. Width of the fire break should be 1.5 times the height of the pile;
- Between July 1 and October 15, the pile is less than 4 feet across OR between October 16 and June 30, the pile is less than 10 feet across.

A permit is required when any one of the conditions listed can not be met! The permit fee is based on the estimated fuel. At time of printing, the permit fee for piles up to 100 tons is \$25.50.

Visit www.dnr.wa.gov/htdocs/rp/feesched.htm for a complete fee schedule.

Contact the appropriate DNR office to acquire a burn permit.

- For Pacific County, Thurston County and the southern portion of Grays Harbor County, contact the DNR's Pacific Cascade Region Office, (360) 577-2025;
- For Clallam County, Jefferson County and the north portion of Grays Harbor County, contact DNR's Olympic Region Office, (360) 374-6131;
- For Mason County, contact DNR's Sound Puget Sound Region Office, (360) 825-1631.

Keep Your Fires Safe & Legal!
DNR Investigates and pursues recovery of all reasonable expenses for wildfires started through negligence on DNR Protected lands.


*Unimproved property includes lands that are not irrigated, mowed, or otherwise maintained, including brush lands, scrub forests and forests.


Land Clearing Burning

▲ County Requirements

All counties require permits to burn land clearing debris piles with diameters of 10 feet or larger. See County Rules above.

▼ General Advice


 Always obtain the landowner's permission before lighting any fire.

 Keep sufficient tools and water available. Your permit will tell you exactly which tools, water and personnel need to be on site. Follow these instructions and all other conditions on your permit exactly as written. This is the best way to make sure you are burning safely and legally.

Chunk it. Light one pile and bring material to it to avoid having several piles burning at the same time.

Clean, no-dirt fire. Dry fuel burns hot, clean and quick. Avoid burning wet woody debris. A clean fire creates less smoke.

At least one person age 16 or older who is capable of putting the fire out and has a method to contact 9-1-1 must be in attendance at all times.

 9-1-1

The fire should be 100 feet away from any structure, standing timber or power lines.

Clear a firebreak that is free of flammable material. Rule of thumb is 1.5 times height of the pile.

Always Call Before You Burn

ORCAA: 1-800-422-5623 • DNR: 1-800-323-BURN

CLALLAM	GRAYS HARBOR	JEFFERSON	MASON	PACIFIC	THURSTON
ORCAA, 1-800-422-5623; FD 2, (360) 452-7725 or FD 3, (360) 683-4242	ORCAA, 1-800-422-5623; Ocean Shores FD, (360) 289-3611; FD10, (360) 533-5773	ORCAA 1-800-422-5623	Mason County Fire Marshall, (360) 427-9670	ORCAA, 1-800-422-5623; Pacific County FD 1,	ORCAA (360) 586-1044
<ul style="list-style-type: none"> ➤ No permit is required if fire is less than 4x4x3 feet. ➤ Permits issued by Fire District 2 (Pt Angeles area) fee is \$75. FD3 (Sequim area) Permit fee is \$100. ➤ Rest of county requires ORCAA permit, \$75 per acre. Maximum size: 20 feet diameter. Permits valid for 30 days. 	<ul style="list-style-type: none"> ➤ No permit is required if fire is less than 4x4x3 feet. ➤ Within Ocean Shores, permit issued by Ocean Shores FD. Max size 20 feet diameter. No Fee. ➤ Within Elma city limits, permit issued by Elma FD. Max size 10 feet diameter. No Fee. ➤ Within Wishkah-E. Hoquiam, permit issued by Grays Harbor FD10. Max size 15 feet diameter. No Fee. ➤ Rest of county, ORCAA Permit Fee is \$75 per cleared acre. Max size is 20 feet diameter. Permits valid for 30 days. 	<ul style="list-style-type: none"> ➤ No permit is required if fire is less than 4x4x3 feet. ➤ Permit REQUIRED for larger piles. Maximum size: 20 feet diameter. ➤ Permit Fee is \$75 per cleared acre. ➤ Permits valid for 30 days. 	<ul style="list-style-type: none"> ➤ No permit is required if fire is less than 4x4x3 feet. ➤ Permit REQUIRED for larger piles. Maximum size: 20 feet diameter. ➤ Permit Fee is \$100. ➤ Limit one fire per acre, no more than three fires per parcel. ➤ Permits valid for 30 days. 	<ul style="list-style-type: none"> ➤ No permit is required if fire is less than 4x4x3 feet. ➤ For Ocean Park and northern section of Long Beach Peninsula, permits issued by Fire District 1 Permit fee is \$75. Permit valid for 60 days. ➤ Rest of county requires ORCAA permit, \$75 per acre. Maximum size: 20 feet diameter. Permits valid for 30 days. 	<ul style="list-style-type: none"> ➤ No permit is required if fire is less than 4x4x3 feet. ➤ Requires ORCAA permit, \$75 per cleared acre. Maximum size: 20 feet diameter. Permits valid for 30 days. ➤ No burning allowed July 15 - Oct. 15.

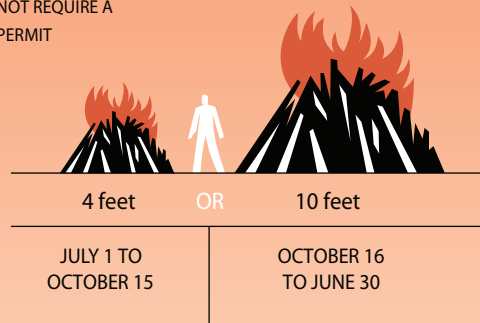
Silvicultural Burning

- ▲ Requirements by County
- ▼ General Advice

DNR maintains authority over all silvicultural burning in the state. Contact the appropriate DNR regional office for details.

Rule Burn

A FIRE THAT DOES NOT REQUIRE A PERMIT




Permit Burn

A PERMIT IS REQUIRED IF THE PILE EXCEEDS REQUIREMENTS ALLOWED BY THE RULE BURN

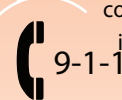
Burn only when winds are calm or light, and do not exceed 7-10 miles per hour.

TIP Dry fuel burns hot, clean and quick. Avoid burning wet debris. A clean fire creates less smoke.

Keep shovels, axes and a rake on site.



At least one person age 16 or older who is capable of putting the fire out must be in attendance at all times, with a method to contact 9-1-1 if needed.



Keep sufficient tools and water available. See permit for specific recommendations and requirements.



Not more than one burn pile at a time.



Burn pile must be 50 feet away from any structure, standing timber or power lines. Burns need to be 500 feet from logging slash. Contact DNR offices for more details.

PERMITTED BURN

A permit is required if the pile exceeds requirements allowed by the Rule Burn.

Clear all flammable material within 1.5 times the height of the pile.

Always Call Before You Burn

ORCAA: 1-800-422-5623 • DNR: 1-800-323-BURN

CLALLAM	GRAYS HARBOR	JEFFERSON	MASON	PACIFIC	THURSTON
<p>ORCAA, 1-800-422-5623; FD2, (360) 452-7725; FD3, (360) 683-4242</p> <ul style="list-style-type: none"> ➤ No permit is required if fire is less than 4 feet diameter. ➤ No burning allowed within any Urban Growth Area (UGA) boundaries. ➤ Only natural vegetation may be burned. ➤ Use of Burn Barrels is ILLEGAL! 	<p>ORCAA, 1-800-422-5623; FD10, (360) 533-5773</p> <ul style="list-style-type: none"> ➤ No permit is required if fire is less than 4 feet diameter. ➤ Fire District 10 (Wishkah-E. Hoquiam area): free permit for fires up to 10-feet. ➤ Only natural vegetation may be burned. ➤ Use of Burn Barrels is ILLEGAL! 	<p>ORCAA, 1-800-422-5623; Fire District 1, (360) 732-4533; FD3, (360) 437-2899; FD5, (360) 797-7711; FD6, (360) 385-4721</p> <ul style="list-style-type: none"> ➤ Fire District 1 (Chimacum, Port Hadlock,, Irondale areas) and Fire District 6 (Cape George area): free annual permit for fires up to 10-feet. No burning June 1-Sep. 30. ➤ Fire District 3 (Port Ludlow area): free 30-day permit for fires up to 4-feet. No burning June 1-Sep. 30 ➤ Fire District 5 (Discovery Bay/Gardiner area): free permit for fires up to 10-feet. No burning June 1-Sep. 30 ➤ All other areas, no permit is required if fire is less than 4 feet diameter. ➤ Use of Burn Barrels is ILLEGAL! 	<p>ORCAA, 1-800-422-5623</p> <ul style="list-style-type: none"> ➤ No permit is required if fire is less than 4 feet diameter. ➤ No burning allowed within any Urban Growth Area (UGA) boundaries. ➤ Only natural vegetation may be burned. ➤ Use of Burn Barrels is ILLEGAL! 	<p>ORCAA, 1-800-422-5623</p> <ul style="list-style-type: none"> ➤ No permit is required if fire is less than 4 feet diameter. ➤ No burning allowed within any Urban Growth Area (UGA) boundaries. ➤ Only natural vegetation may be burned. ➤ Use of Burn Barrels is ILLEGAL! 	<p>ORCAA 1-800-422-5623</p> <ul style="list-style-type: none"> ➤ Yard-waste burning requires residential burn permit, issued by your local fire department. No fee. ➤ Maximum size: 10' diameter (5 feet tall). ➤ No burning allowed within any Urban Growth Area (UGA) boundaries. ➤ No burning allowed July 15 - Oct. 15. ➤ Only natural vegetation may be burned. ➤ Use of Burn Barrels is ILLEGAL!

Residential Burning

- ▲ **County Requirements**
- ▼ **General Advice**

Counties may require permits (many are free) for fires 4 to 10 feet in diameter. For larger piles, see Land Clearing Burning

Always obtain the landowner's permission before lighting any fire.

Keep sufficient water available: Recommendation for fires 10 feet in diameter or less is a charged garden hose long enough to reach around the fire.

At least one person age 16 or older who is capable of putting out the fire must be in attendance at all times.

Clean, no-dirt fire. Dry fuel burns hot, clean and quick. Avoid burning wet woody debris. A clean fire creates less smoke.

Only one pile may be burned at a time.

Keep a shovel and rake on site.

Completely extinguish the fire. Never leave a fire unattended!

Burning of any material, except firewood and natural vegetation grown on the property, is prohibited.

The fire should be 50 feet away from any structure, standing timber or power lines.

50 FEET OR MORE

3 to 10 FEET FIRE WIDTH

1.5 times FIRE HEIGHT

Clear a firebreak around your fire that is free of flammable material. Rule of thumb is 1.5 times the height of the pile.